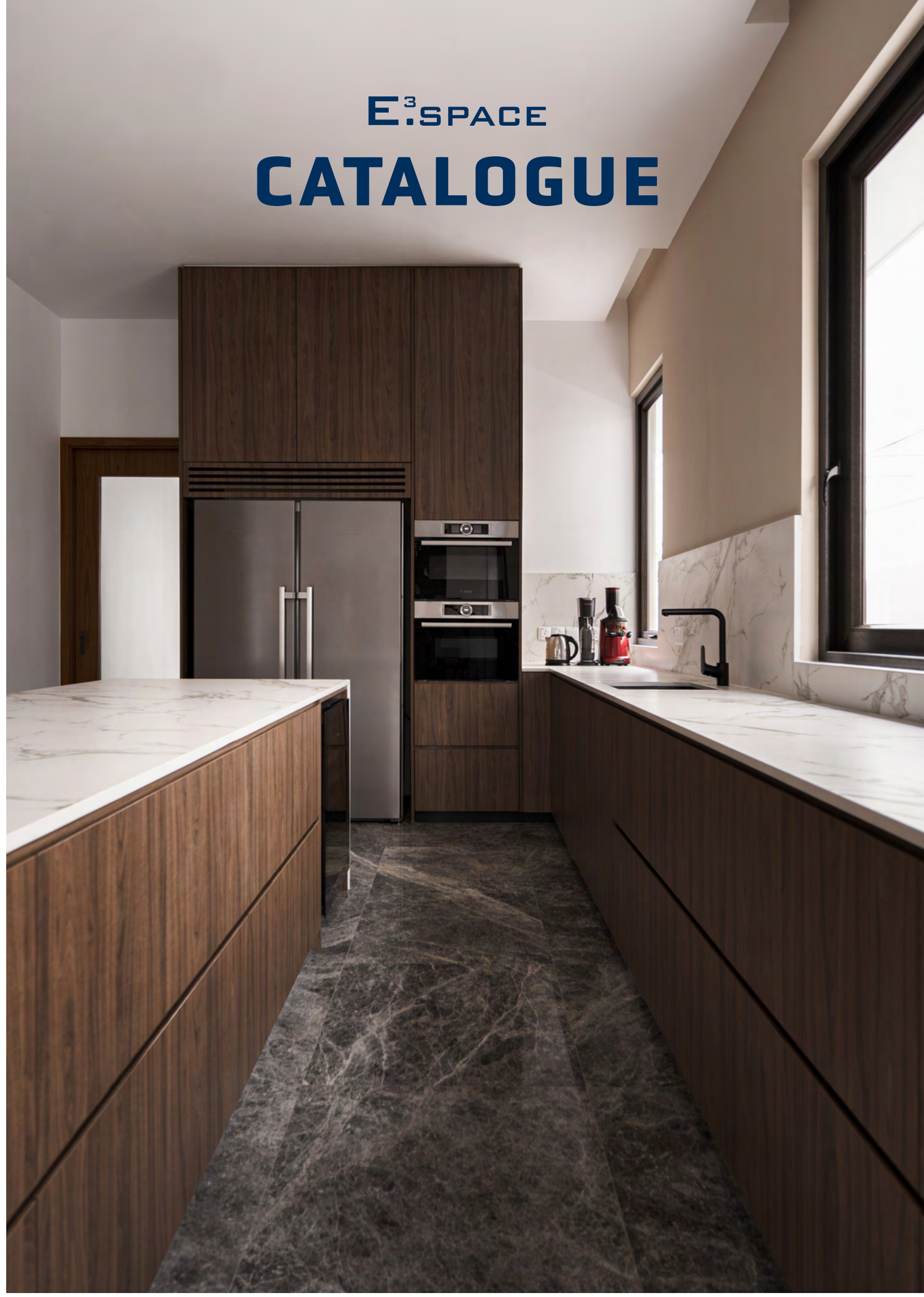


E<sup>3</sup>.SPACE  
**CATALOGUE**



# CONTENT

**3** MODULARIZE

**5** 3 YEAR GUARANTEE

**7** PRODUCT RANGE

**9** CARE & MAINTENANCE

**13** COLOURS & DECORS

**29** AVAILABILITY GUIDE

**33** PRICELIST





**MODULARIZE**  
[MODULAR + MADE TO MEASURE]

## Your solution to quality built-in furniture

E<sup>3</sup>.SPACE Modularize Built-In Furniture is simply a modern and flexible way to design your dream home with a variety of cabinets meant for different functions that comes in "modules". A modularized built-in furniture is highly customisable, allowing you to select the cabinet layout and type to meet your specific purpose.

Using E<sup>3</sup>.SPACE's advance imos CAD / CAM software, it allows us to customize the width of all our modules accurately per millimetre to adapt to your available space.

**We call this the "Modularize" system.**

The Modularize system allows designs to meet the demands and expectations of our customers, complementing the space to suit their needs, making the best use of space available. Besides functionality, it provides sleek, perfect and neat structure. The utilization of straight cuts gives a modern yet exquisite look.

Customisation of Living Spaces

. Living . Kitchen . Bedroom . Bathroom .

# 3-YEAR DECLARATION OF GUARANTEE



**1. General:**

We grant our business partners a 3-year guarantee.

**2. Benefits under the guarantee:**

Claims based on the guarantee may be lodged by business partners. None of the rights in the following declaration may be transferred.

**3. Guarantee validity:**

Guarantee period begins on the date of invoice to our business partners.

**4. Scope of guarantee:**

The guarantee covers defects and damages attributable to manufacturing and material defects, and faulty workmanship. In this case, we shall assume the material costs incurred by the reparation, depending on the upstream suppliers and if they are able to supply the original replacement parts. Assembly damage, wear and tear, and water damage or any age-related consequential costs are excluded.

**5. Exclusion:**

The guarantee does not apply to products that have been stored or assembled incorrectly, abused, misused, used inappropriately, or cleaned with the wrong cleaning methods or products. Any entitlement for replacement shall expire in the event of an unauthorized modification of the parts supplied by us. In a case of accessories supplied by suppliers, i.e electrical appliances, lightings, fittings, handles and knobs, the warranty provision of the respective manufacturer shall apply. The guarantee does not extend to wearing parts, cuts or scratches, damage caused by impacts or accident, fragile parts like glass, plastic or parts made of rubber, and damages and defects resulting from incorrect operation. The only exception shall be if the defects and damages are attributable to manufacturing and materials defects or faulty workmanship. The guarantee does not extend to personal injury and subsequent defects.

**6. Expiry of the guarantee:**

The right of the claim under guarantee shall expire if repairs or modifications are carried out by persons not authorized by the manufacturer. The guarantee shall expire completely if there is a failure to comply with the individual requirement contained in the guarantee provisions.

**7. Guarantee claims:**

The damage should be eliminated exclusively by our business partners. We must be notified without delay in the event of a defect or damage resulting in liability under this guarantee. The partners shall provide a detailed description of the damage. The partners shall undertake any and all measurements to clarify the claim. This means that the partner must answer all our questions truthfully and in full. If a guarantee claim is confirmed, we shall provide the partner with corresponding replacement materials. In the event of a claim under the guarantee, we will provide the partner with the appropriate replacement materials free of charge. Guarantee-replaced items do not prolong the term of guarantee nor do they start a new term of guarantee. The terms of the guarantee for single item/replacement items ends with the general term of guarantee of the complete built-in furniture.

**8. Geographical scope:**

The guarantee shall apply in all countries in which business partners are domiciled.

**9. Applicable Law:**

Guarantee claims shall be governed by Singapore law.

**10. Care Instructions:**

For the guarantee to remain valid, please follow the specific care instructions which can be found on our website at [www.ecubespace.com.sg](http://www.ecubespace.com.sg)



Melame MFC Decor Panels are manufactured using EGGER Eurodekor MFC that meets the E1 class standards and abides by the Formaldehyde emission of JP 0.3 [E\*\*\*\*]. Its Formaldehyde emission is currently at 0.03ppm, making it the lowest specification offered in the current market. These materials are also coupled with moisture-resistance capabilities for application on high humidity environment.



Melame MFF Decor Panels are manufactured using EGGER Eurodekor MFF and is categorised under emission class CARB P2 = 0.12ppm\*, which abides by the California Air Resource Branch (USA Standards). The Vivid High Gloss Acrylic Panels’ core material also utilizes Medium Density Fibreboards (MDF) that also falls under CARB P2.

\*ppm stands for parts per million



041-108-3395  
Made From  
Recycled Material

The range of EGGER Eurodekor MFC used for Melame MFC Decor Panel are Green Label certified under the Singapore Green Labelling Scheme. This supports EGGER’s claim of being environmentally friendly to prevent the abuse of green-washing.



The Eurodekor MFC/MFF are characterized by their hygienically-sealed surfaces. On top of having an anti-bacterial effect, they are also generally easy to clean and can be disinfected well.



Our raw materials supplier for Melame MFC/MFF, EGGER, are FSC and PEFC certified, governing their corporate social responsibility and sustainability to provide consumers with eco-friendly products.



Following the sustainability philosophy, our Melame MFC Decor Panels uses 30% of recycled wood and co-products which contributes to conservation resources and improved economic efficiency.




**Seamless Edgebanding Technology**  
Our range of Vivid High Gloss Acrylic Panel and Melame MFF Decor Panel uses hot air edgebanding technology on all-formed front edges.

**Quality Pros**  
Seamless edge (Zero Join Lines), optimal protection against moisture ingress, and stronger bonding strength.



# PRODUCT RANGE



HIGH GLOSS  
ACRYLIC PANEL

**Vivid Series: High Gloss Acrylic Panel**


Comprises of a Medium Density Fibreboard (MDF) in CARB P2 formaldehyde emission rating, laminated on both sides with co-extruded thermoplastic-foils (PMMA/ABS) using PUR adhesive. Edges are finished with 1mm (ABS/PVC) thermoplastic edgeband that matches the surface colour, in gloss effect, using hot air technology to achieve a seamless joint line.



MFF DECOR PANEL

**MELAME Series: PerfectMatt MFF Decor Panel**

Melamine resin coated MDF boards with a surface-matching finish (surface in supermatt, back in matching colour texture smoothtouch matt), utilizing CCI-UV coating technology that stands out from conventional lacquered boards. It also comes in anti-fingerprint properties, supplied by EGGER called PerfectSense lacquered boards. Its formaldehyde emission is rated CARB P2, with all sides finished with matching edgeband, in matt effect, using hot air technology to achieve seamless joint lines. Materials comply with standards of EN 14323.



MFC DECOR PANEL

**MELAME Series: MFC Decor Panel**

Supplied by EGGER, Melame MFC Decor Panel is the name for wood-based panels that are coated with a decor paper soaked in melamine resin. Melamine comes in varying thickness to provide a wide range of application for furniture and interior design. It is rated JP F0.3 (F\*\*\*\*) under the Japanese Formaldehyde Emission standard, and is also the lowest emission offered in the market. It is coupled with moisture-resistant properties for application in high humidity areas. All sides are finished with 0.5mm or 1mm PVC/ABS matching edgeband. Materials comply with standards of EN 14323.



ALUMINIUM FRAMED  
GLASS PANEL

**AluGlass Series: Aluminium Framed Glass Panel**

AluGlass is a customised aluminium framed glass panel. It utilizes high quality aluminium profile in sleek designs that comes in a variety of colour powder-coated selection, providing endless design possibilities when combined with numerous glass shades.

## MATERIAL LIMITATION

**Vivid High Gloss Acrylic Panel/MELAME Series: PerfectMatt MFF Decor Panel**

*(Surface defect according to AMK-MB-009)*

On an even surface, defects must not be apparent at a distance of 0.7m. When surface without any defects cannot be realized, small flaws and irregularities in the surface are admissible. Surface defects are greater than 1 millimetre square and are recognized when examining the surface at a distance of 0.7m, at an angle of about 30 degree. Maximum allowed is 1 defect per square metre.

The following framework condition apply:

1. Viewing distance: 700m
2. Lighting intensity: 1000 – 2000 lx
3. Inclination angle: 30degree to vertical
4. Type of light (daylight, colour temperature): D65, 6500K
5. Viewing duration: 20 sec max

## MATERIAL LIMITATION

**MELAME Series: MFC Decor Panel**

The wood pattern with reproduction at the fronts can misalign within the cupboard fronts. Reclamations due to misaligned wood and structure pattern are not warranted.

**Glass**

Glass is made of natural raw ingredients. As such, some slight variation in colours cannot be avoided even if the terms in question are part of the same production batch.



# CARE & MAINTENANCE

## VIVID HIGH GLOSS ACRYLIC PANEL

Vivid High Gloss Acrylic Panel comes with a protective film when initially supplied. This should only be removed when all work in the area is completed. Once the film is removed, it initiates a “curing” process which takes approximately 72 hours before its surface completely hardens. It is during this period that the surface is most vulnerable to micro scratches if cleaning is done incorrectly. The removal of the film also creates static charge which can attract abrasive materials to its surface.

## BEFORE USE

We recommend that you adhere to the following procedure upon removal of the protective film:

1. Use Vivid Series Plastic Clean & Shine, or Novus 1 Clean & Shine: Shake well and lightly spray onto the surface of the panel.

2. Use Microfiber cloth: Wipe using a light circular motion.

This will remove any residue left from the protection film and shorten the “curing” duration.

## ⊗ WHAT TO AVOID ⊗

**Under no circumstance should any of the products below be used to clean the Vivid High Gloss Acrylic Panel surface:**

1. Alcohol-based cleaners
2. Solvent-based cleaners
3. Abrasive cleaners
4. Acetone
5. Turpentine
6. Petrol, pinewood and oil-based cleaners
7. Glass cleaners
8. Non-Microfiber cloths

## ONGOING MAINTENANCE

We recommend using Vivid Series Plastic Clean & Shine; a powerful cleaning solution which is supplied together for the maintenance of the Acrylic panel. It is also available for purchase from our sales executive.

The Vivid Series Plastic Clean & Shine:

1. Acts as a powerful cleaner that does not damage the surface.

2. Removes static from the surface.

3. Leaves a coat of polymer that aids the curing process and acts as an invisible layer against fine scratches.

4. Is fingerprint resistant.

**Alternatively, we recommend Novus 1 Plastic Clean & Shine, which has similar properties to Vivid Series Plastic Clean & Shine, that can be purchased at DIY shops.**



## MELAME MFC/MFF DECOR PANEL

Due to its anti-bacterial properties, Melame MFC/MFF Decor Panels do not require any special maintenance. The surface is generally easy to clean.

**The recommended cleaning methods according to the degree of soiling are as follows:**

### 1. Light, Fresh Soiling:

Clean with paper towel, a soft cleaning cloth (wet/dry) or a sponge. If using a damp cloth, dry the surface with an absorbent paper or microfiber cloth.

### 2. Normal Soiling:

Clean with warm water, a clean rag or a microfiber cloth. Use normal domestic cleaners or soaps that has no abrasive ingredients. Then wipe with fresh water, removing all traces of the cleaning agent to prevent streaks forming. Dry surface with a clean, absorbent cloth or paper towel.

## HOW TO AVOID STREAKS

Streaks are often formed when the surface is cleaned with organic solvent together with cold water or old cloths. To prevent streaks forming, we recommend wiping surfaces down with warm water and then drying it using normal paper towels or microfiber cloth.

## CLEANING OF DEEP SURFACE TEXTURE [NATURALWOOD]:

The deeper surface structure of NaturalWood may seem more vulnerable when it comes to staining. However, laboratory tests show that it has similar high levels of stain resistance like all other Melame MFC Decor Panels.

The cleaning motion should follow the direction of the surface structure. In general, the abovementioned advice regarding the cleaning of Melame MFC/MFF Decor Panels is applicable to NaturalWood.





**Get creative with us  
and discover your  
ideal colour combination**

**01 - COLOURS & DECORS**

**02 - AVAILABILITY GUIDE**

**03 - PRICELIST**



# COLOURS & DECORS

## CLEANER & HEALTHIER INDOOR LIVING SPACE

At E<sup>3</sup>.SPACE, we understand that long lasting built-in furniture is closely linked to premium raw materials. Which is why we provide the finest quality MFC/MFF Eurodekor raw boards from EGGER international.

Besides reliabilities, this material also provides a healthier indoor living space for your loved ones, all thanks to its highest set standards of ultra-low formaldehyde emission. The MFC Eurodekor raw boards also complies with the Singapore Green Label Certification.

## FORMALDEHYDE EMISSION

Formaldehyde is a colourless gas with a pungent odour that is found in many products including plywood, blockboards and composite wood products commonly used to produce built-in furniture like kitchen and wardrobe. Formaldehyde emission in these built-in furniture can sometimes be found to be 10 times higher than the acceptable limit.

As a result, homeowners experience short term consequences of formaldehyde emission such as watery eyes, headaches, nausea, cough, breathlessness, insomnia, respiratory and skin irritation when moving into their newly-renovated house.

Plywood and particle board can continually release formaldehyde for the entirety of their lifespan, allowing it to linger in the air for a long period of time especially in an area with poor ventilation. This poses a bigger health hazard especially to children, pregnant women and the elderly. Research studies also suggest that long term exposure to formaldehyde may increase the risks of cancer.

## LEGEND



Eurodekor JP F [0,3 mg/L] Japanese standard JIS, A 5908:2003 Type 13 M



California Air Resource Branch [U.S.A standard] P2 = 0.12ppm



Singapore Green Labelling Scheme (SGLS)



Antibacterial Surface Property



Seamless Edgebanding Technology



Ultra High Moisture Resistance



Melamine Faced Chipboard (MFC)



Melamine Faced Fibreboard (MFF)



Medium-density Fibreboard (MDF)



AquaMax Decorative Laminate Panel



Vivid High Gloss Acrylic Pressed Panel (4mm)



Vivid High Gloss Acrylic Sheet (0.8mm)



Shaker Door



Room Door



Door Front



Carcass



Moisture Resistance (MUF Grade)



Non-Moisture Resistance (UF Grade)



Edgeband



End-Grain Edgeband



Synchronised Woodgrain



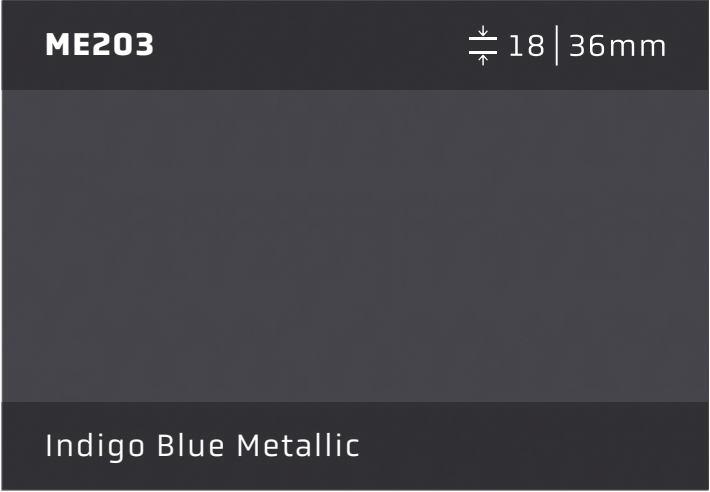
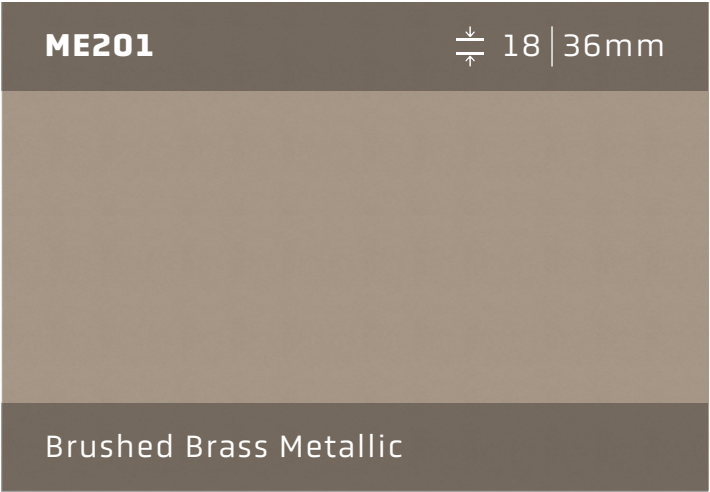
PerfectMatt Surface with Smoothtouch Matt Backer texture

PARTNERED WITH:

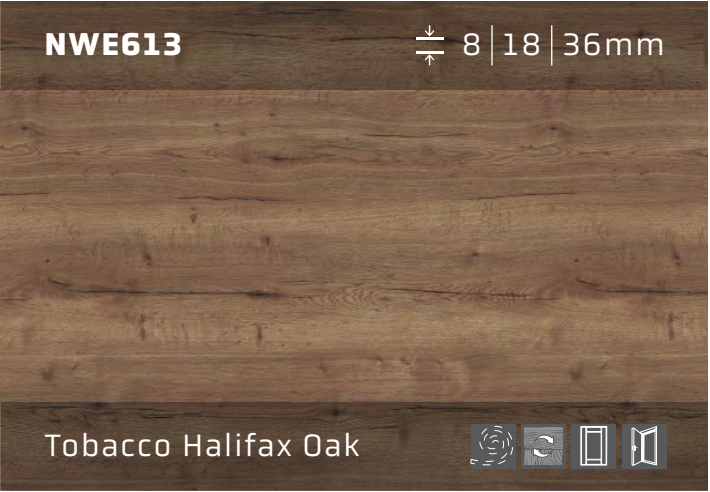


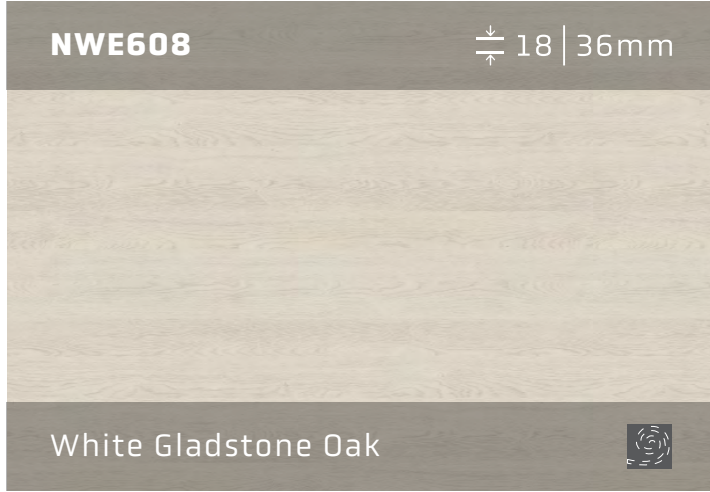
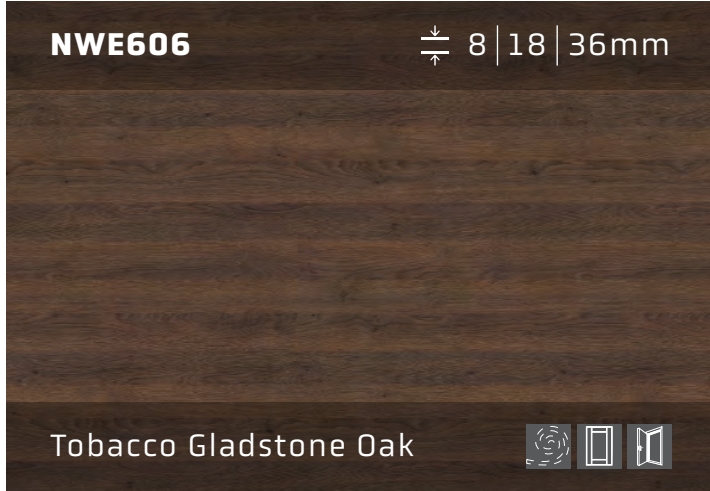




# MELAME MFC DECOR PANEL


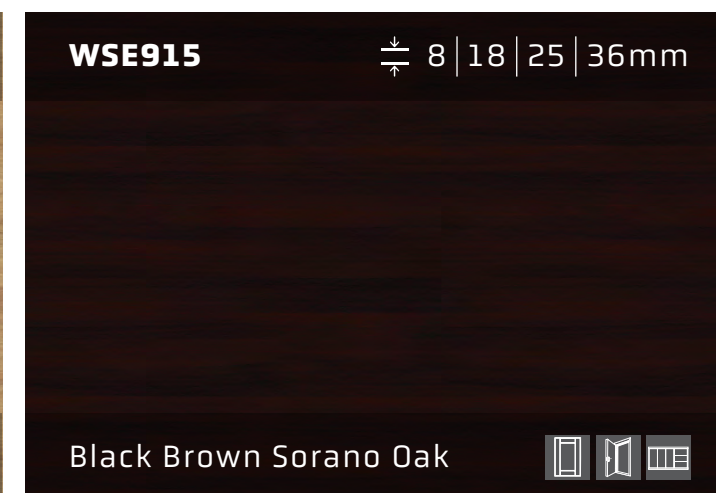
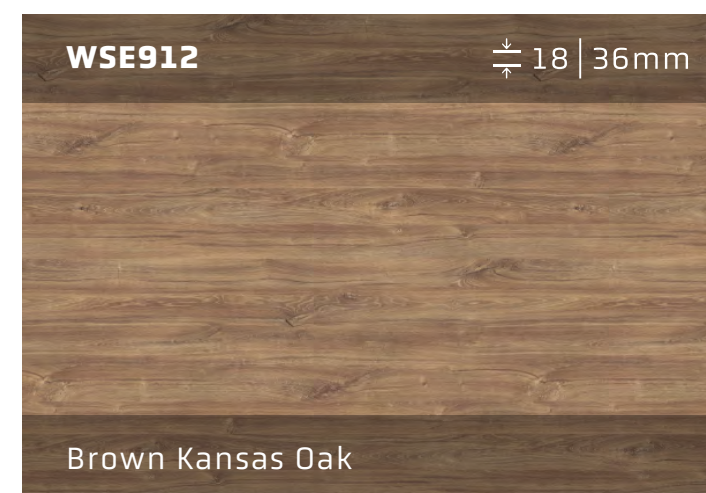
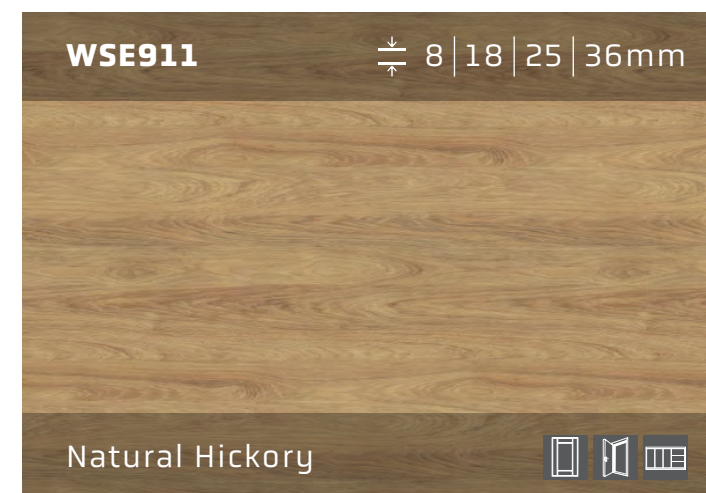
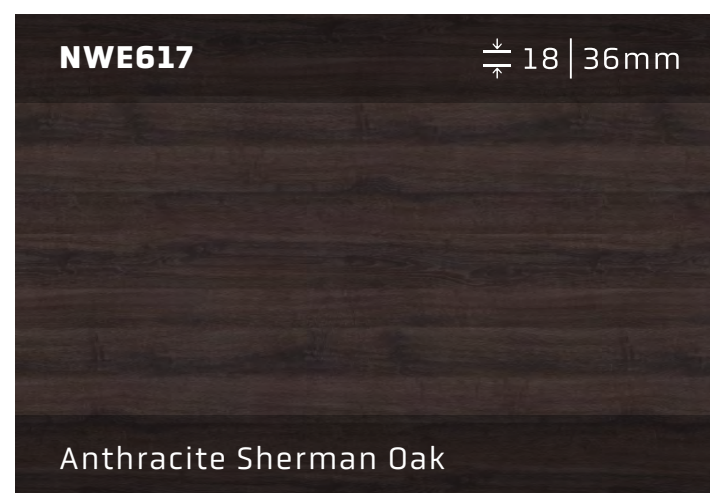




# MELAME MFC DECOR PANEL

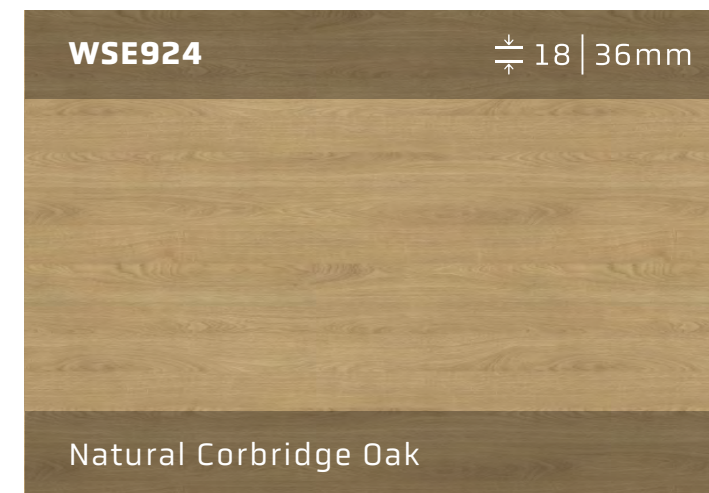

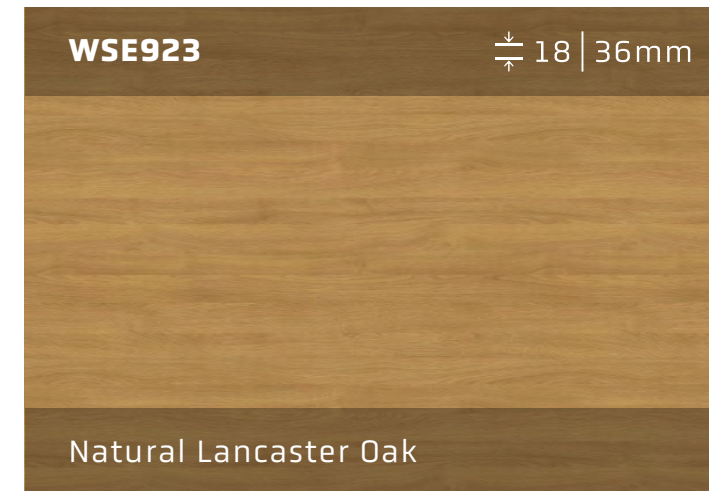
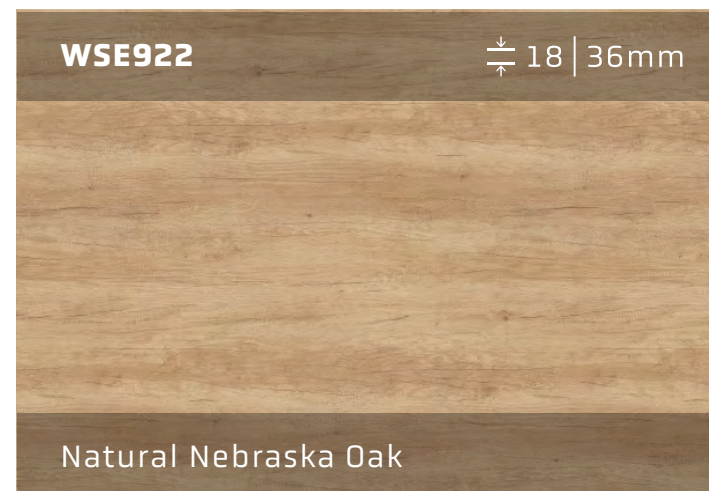
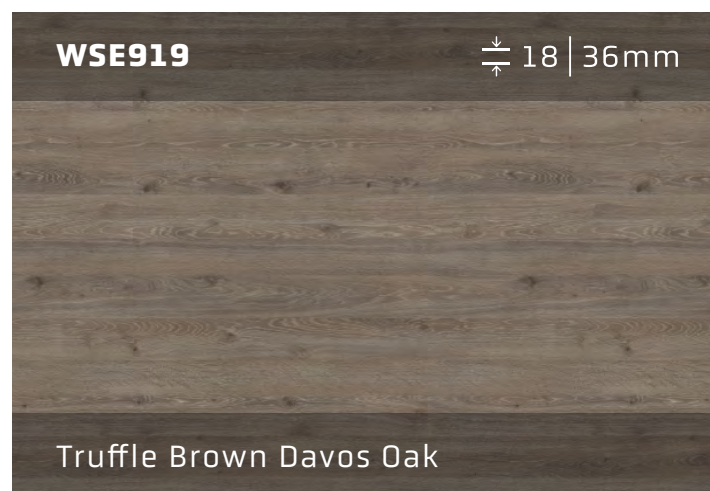

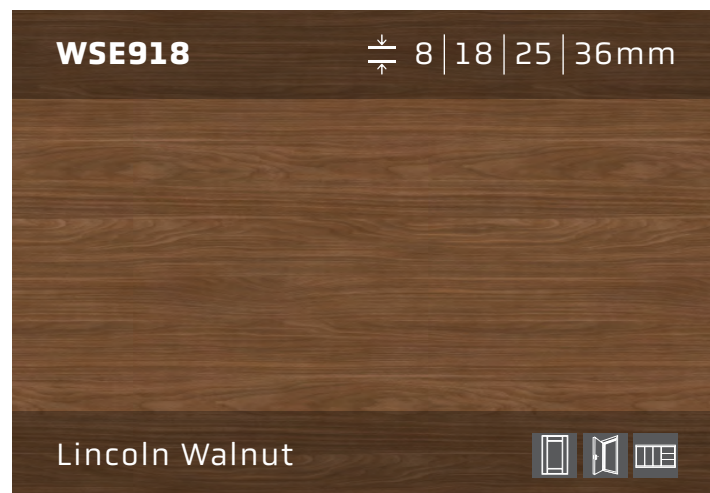
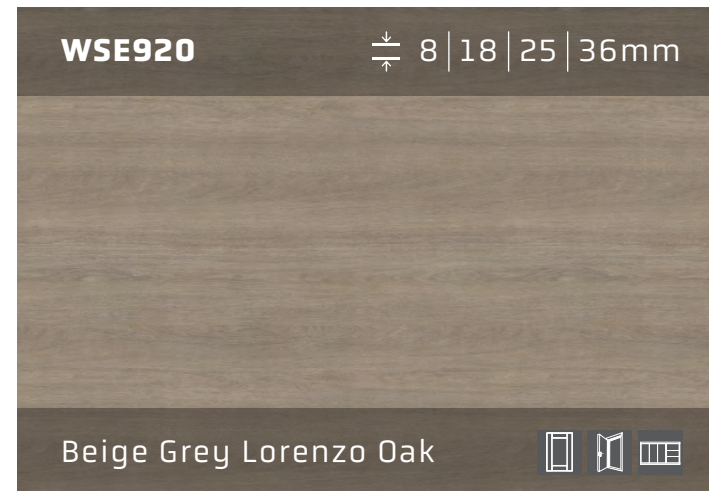
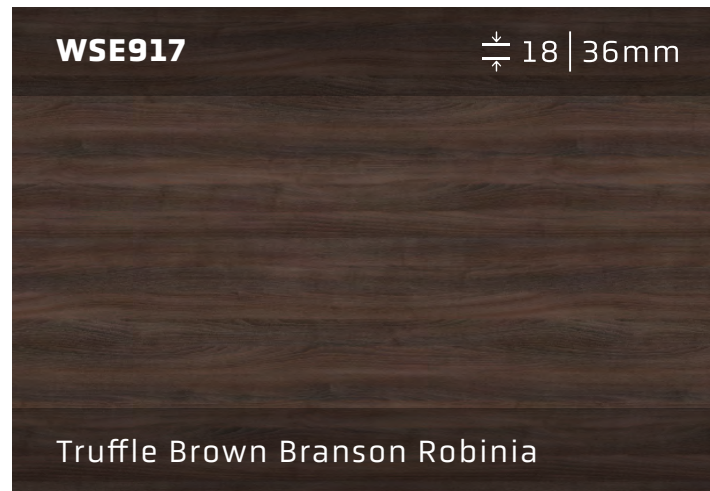




# MELAME MFC DECOR PANEL









# MELAME MFF DECOR PANEL



**SME301**  $\frac{\downarrow}{\uparrow}$  10 | 18 | 36mm

Alpine White Matt

**SME304**  $\frac{\downarrow}{\uparrow}$  10 | 18 | 36mm

Black Matt

**SME307**  $\frac{\downarrow}{\uparrow}$  18 | 36mm

Silver Grey Metal Slate Matt

**SME302**  $\frac{\downarrow}{\uparrow}$  10 | 18 | 36mm

Stone Grey Matt

**SME305**  $\frac{\downarrow}{\uparrow}$  18 | 36mm

Light Grey Chicago Concrete Matt

**SME308**  $\frac{\downarrow}{\uparrow}$  18 | 36mm

Black Gold Metal Slate Matt

**SME303**  $\frac{\downarrow}{\uparrow}$  10 | 18 | 36mm

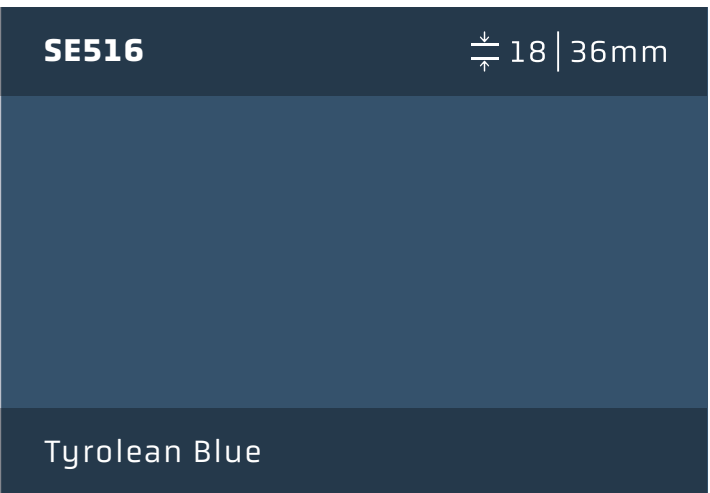
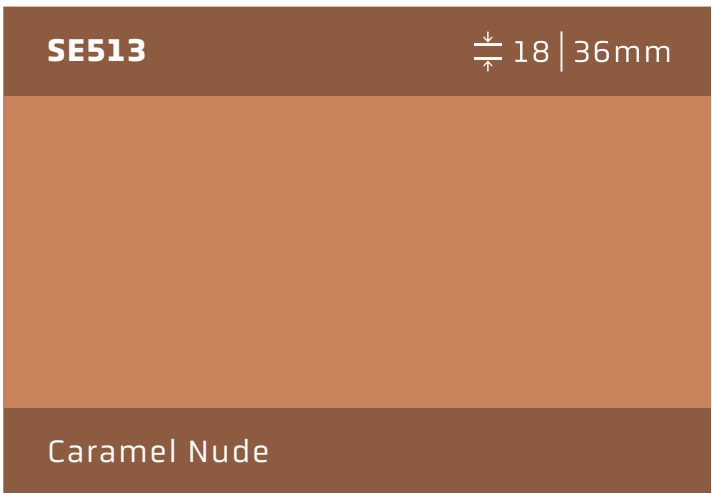
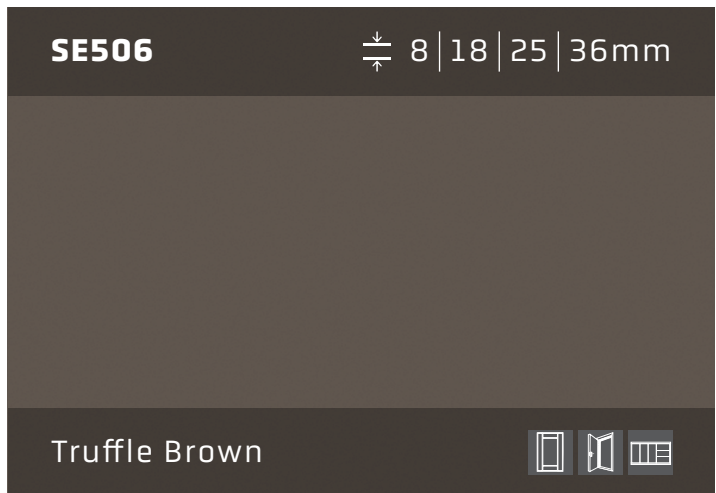

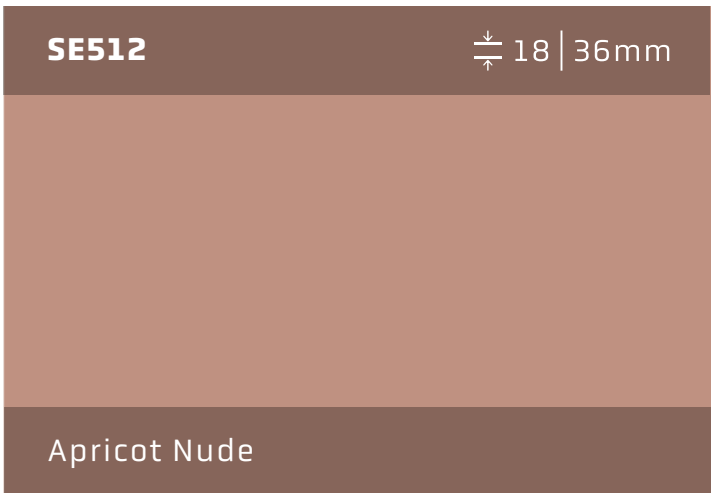
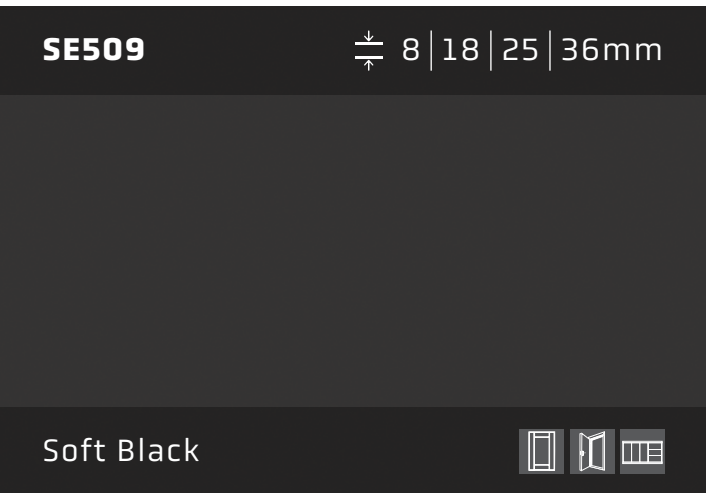
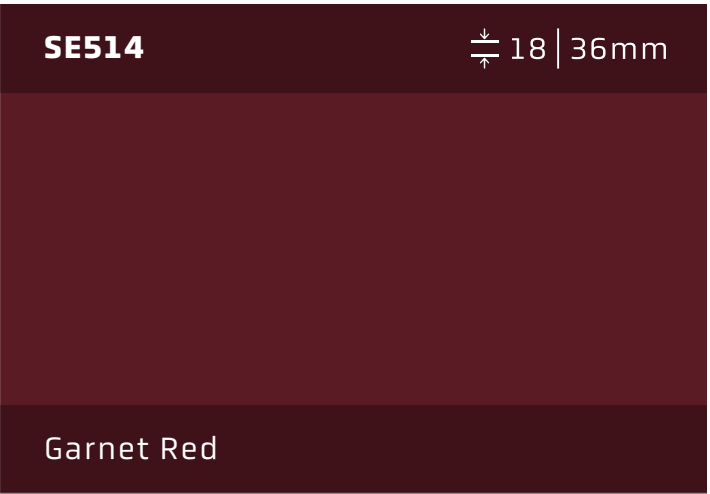
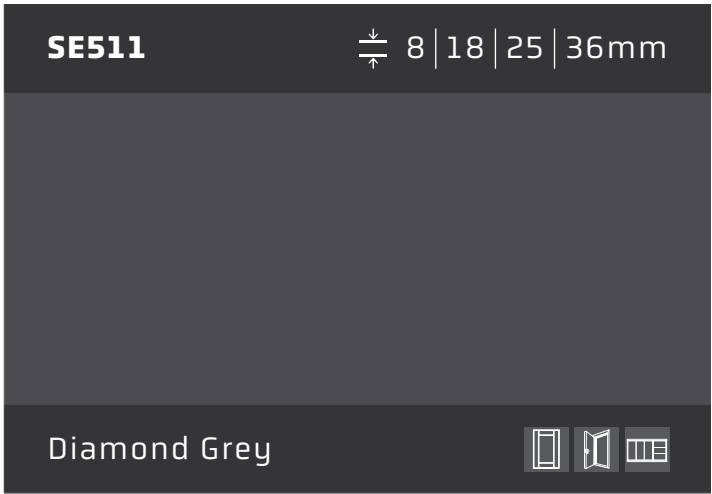
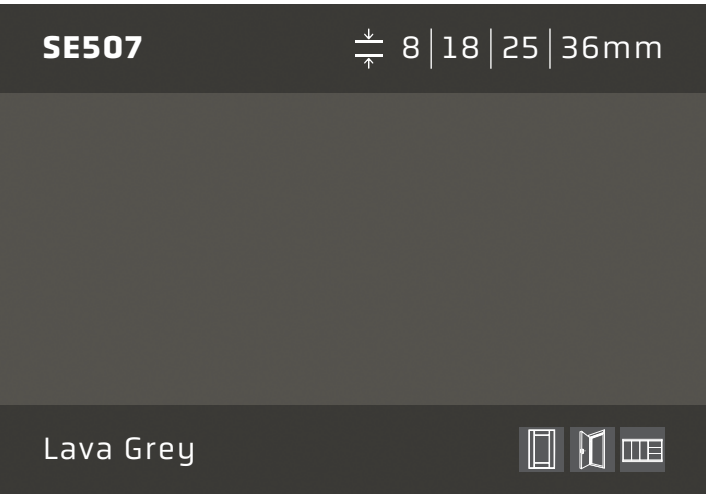
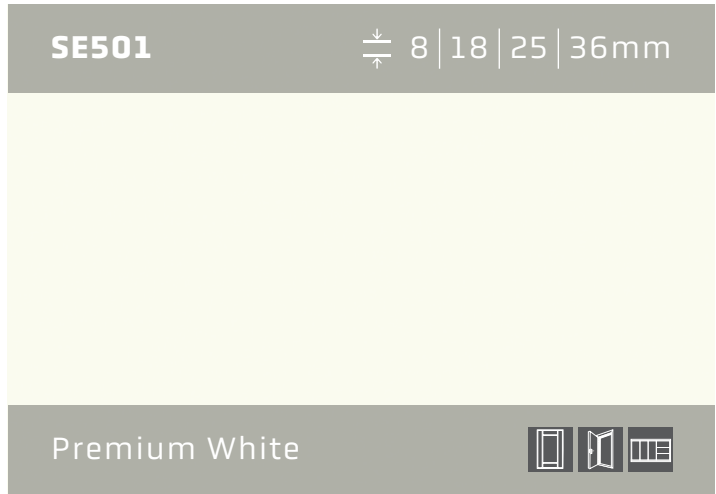
Lava Grey Matt

**SME306**  $\frac{\downarrow}{\uparrow}$  18 | 36mm

Light Concrete Matt



# MELAME MFC DECOR PANEL





**SE517**

$\frac{\downarrow}{\uparrow}$  18 | 36mm

Indigo Blue

**SE518**

$\frac{\downarrow}{\uparrow}$  18 | 36mm

Fjord Green

**SE519**


$\frac{\downarrow}{\uparrow}$  18 | 36mm

Amazon Green





# VIVID HIGH GLOSS ACRYLIC PANEL



Eligere

**ES231**

 19 | 25 | 36mm

**ES237**

 19 | 25 | 36mm

Natty

Spruce

**ES232**

 19 | 25 | 36mm


**ES238**

 19 | 25 | 36mm


Splendid

Olive

**ES234**

 19 | 25 | 36mm

**EM261**


 19 | 25 | 36mm

Coupling

Chalice


Eligere

**EM262**

 19 | 25 | 36mm

Metier

**EM263**

 19 | 25 | 36mm

 19 | 25 | 36mm





# AVAILABILITY GUIDE

## MELAME MFC/MFF DECOR PANEL/EDGE BAND

SUPPLIER	COLOUR	DECOR	DECOR NAME	COMPLETED PANEL				SPEC	EDGEBAND		
THICKNESS/mm $\frac{\downarrow}{\uparrow}$				8	18	25	36		0.5	0.6	1
PANEL SIZE/mm				L2800 W2070			L2440 W1220		W 100	W 60	W 46
		SME301Δ	ALPINE WHITE MATT	±10✓	✓		●	CARB [P2]		✓	
		SME302Δ	STONE GREY MATT	±10✓	✓		●	CARB [P2]		✓	
		SME303Δ	LAVA GREY MATT	±10✓	✓		●	CARB [P2]		✓	
		SME304Δ	BLACK MATT	±10✓	✓		●	CARB [P2]		✓	
		SME305Δ	LIGHT GREY CHICAGO CONCRETE MATT		✓		●	CARB [P2]			
		SME306Δ	LIGHT CONCRETE MATT		✓		●	CARB [P2]			
		SME307Δ	SILVER GREY METAL SLATE MATT		✓		●	CARB [P2]			
		SME308Δ	BLACK GOLD METAL SLATE MATT		✓		●	CARB [P2]			
  041-108-3395 Made From Recycled Material		SE501	PREMIUM WHITE	✓	✓	✓	●	[F****]/MR	✓		✓
		SE504	CASHMERE GREY	✓	✓	✓	●	[F****]/MR	✓		✓
		SE506	TRUFFLE BROWN	✓	✓	✓	●	[F****]/MR	✓		✓
		SE507	LAVA GREY	✓	✓	✓	●	[F****]/MR	✓		✓
		SE509	SOFT BLACK	✓	✓	✓	●	[F****]/MR	✓		✓
		SE510	PEARL GREY	✓	✓	✓	●	[F****]/MR	✓		✓
		SE511	DIAMOND GREY	✓	✓	✓	●	[F****]/MR	✓		✓
		SE512	APRICOT NUDE		✓		●	[F****]/MR			✓
		SE513	CARAMEL NUDE		✓		●	[F****]/MR			✓
		SE514	GARNET RED		✓		●	[F****]/MR			✓
		SE515	DENIM BLUE		✓		●	[F****]/MR			✓
		SE516	TYROLEAN BLUE		✓		●	[F****]/MR			✓
		SE517	INDIGO BLUE		✓		●	[F****]/MR			✓
		SE518	FJORD GREEN		✓		●	[F****]/MR			✓
		SE519	AMAZON GREEN		✓		●	[F****]/MR			✓
		ME201	BRUSHED BRASS METALLIC		✓		●	[F****]/MR			✓
		ME202	PLATINUM GREY METALLIC		✓		●	[F****]/MR			✓
		ME203	INDIGO BLUE METALLIC		✓		●	[F****]/MR			✓
		WE704	DARK BROWN CHARLESTON OAK	✓	✓		●	[F****]/MR	✓		✓
		WSE910	NATURAL PACIFIC WALNUT	✓	✓	✓	●	[F****]/MR	✓		✓
		WSE911	NATURAL HICKORY	✓	✓	✓	●	[F****]/MR	✓		✓
		WSE912	BROWN KANSAS OAK	✓	✓	✓	●	[F****]/MR			✓
		WSE913	NATURAL DIJON WALNUT	✓	✓	✓	●	[F****]/MR	✓		✓
		WSE915	BLACK BROWN SORANO OAK	✓	✓	✓	●	[F****]/MR	✓		✓
		WSE916	NATURAL BROWN BRANSON ROBINIA		✓		●	[F****]/MR			✓
		WSE917	TRUFFLE BROWN BRANSON ROBINIA		✓		●	[F****]/MR			✓
		WSE918	LINCOLN WALNUT	✓	✓	✓	●	[F****]/MR	✓		✓
		WSE919	TRUFFLE BROWN DAVOS OAK		✓		●	[F****]/MR			✓
		WSE920	BEIGE GREY LORENZO OAK	✓	✓	✓	●	[F****]/MR	✓		✓
		WSE921	NATURAL KENDAL OAK		✓		●	[F****]/MR			✓
		WSE922	NATURAL NEBRASKA OAK		✓		●	[F****]/MR			✓
		WSE923	NATURAL LANCASTER OAK		✓		●	[F****]/MR			✓

Δ PERFECT MATT SERIES   ● AVAILABLE   ✓ ON STOCK   ✓ WHILE STOCKS LAST












MELAME MFC/MFF DECOR PANEL/EDGE BAND

SUPPLIER	COLOUR	DECOR	DECOR NAME	COMPLETED PANEL				SPEC	EDGE BAND		
THICKNESS/mm				8	18	25	36		0.5	0.6	1
PANEL SIZE/mm				L2800 W2070			L2440 W1220		W 100	W 60	W 46
  041-108-3395 Made From Recycled Material		WSE924	NATURAL CORBRIDGE OAK		✓		●	CARB (P2)			✓
		WSE925	NATURAL CARINI WALNUT	✓	✓	✓	●	CARB (P2)			✓
		NWE601 ∞	SAND GLADSTONE OAK	✓	✓	✓	●	CARB (P2)	✓+		✓+
		NWE606 ∞	TOBACCO GLADSTONE OAK	✓	✓	✓	●	CARB (P2)	✓+		✓+
		NWE608 ∞	WHITE GLADSTONE OAK	✓	✓	✓	●	CARB (P2)			✓+
		NWE611 ∞	WHITE HALIFAX OAK	✓	✓	✓	●	CARB (P2)	✓+		✓+
		NWE612 ∞	NATURAL HALIFAX OAK	✓	✓	✓	●	CARB (P2)	✓+		✓+
		NWE613 ∞	TOBACCO HALIFAX OAK	✓	✓	✓	●	CARB (P2)	✓+		✓+
		NWE615 ∞	BROWN TOSSINI ELM	✓	✓	✓	●	[F****]/MR			✓+
		NWE616 ∞	GREY BEIGE TOSSINI ELM	✓	✓	✓	●	[F****]/MR			✓+
		NWE617 ∞	ANTHRACITE SHERMAN OAK		✓		●	[F****]/MR			✓+

● AVAILABLE   ✓ ON STOCK   ✓ WHILE STOCKS LAST   ∞ SYNCHRONISED WOODGRAIN TEXTURE

VIVID HIGH GLOSS ACRYLIC PANEL

SUPPLIER	COLOUR	DECOR	DECOR NAME	ACRYLIC SHEET	PRESSED PANEL	COMPLETED PANEL			SPEC [MDF CORE]
THICKNESS/mm $\frac{\downarrow}{\uparrow}$				0.8	4	19	25	36	
PANEL SIZE/mm				L2440 W1220					
<div>Eligere</div>		ES231	NATTY	✓	✓	✓	●	●	CARB [P2]
		ES232	SPLENDID	✓	✓	✓	●	●	CARB [P2]
		ES234	COUPLING	✓	✓	✓	●	●	CARB [P2]
		ES237	SPRUCE	✓	✓	✓	●	●	CARB [P2]
		ES238	OLIVE	✓	✓	✓	●	●	CARB [P2]
		EM261	CHALICE	✓	✓	✓	●	●	CARB [P2]
		EM262	METIER	✓	✓	✓	●	●	CARB [P2]
		EM263	MAVEN	✓	✓	✓	●	●	CARB [P2]
		EM264	AURUM	✓	✓	✓	●	●	CARB [P2]

● AVAILABLE   ✓ ON STOCK





PRICELIST

MELAME MFC/MFF DECOR PANEL  
[BUILT-IN FURNITURE/DOOR PANEL/EDGE BAND]

BOARD SPECIFICATION

THICKNESS/mm $\pm$		8 (±0.3)	10 (±0.3)	18 (±0.6)	25 (±0.6)	36 (±1)
BOARD SIZE L x W (mm)		L2800 x W2070				L2440 W1220
LENGTH x WIDTH (mm) [MAX ATTAINABLE SIZE]		L2770 x W2040				
SPECIFICATION	SME [EGGER MFF]	-	-	CARB(P2)	-	-
	SE, ME, WE [EGGER MFC]	[F****]/MR	[F****]/MR	[F****]/MR	[F****]/MR	[F****]/MR

PRICELIST [SGD]

S/N	TYPE	COLOUR	CODE	DECOR NAME	PRICE/M²					EDGE BAND		
					8	10	18	25	36	W (mm)	T (mm)	PRICE/M
1	SME		SME301 Δ	ALPINE WHITE MATT	-	\$ 189	\$ 268	-	\$ 512	60	0.6	\$ 3.40
2			SME302 Δ	STONE GREY MATT								
3			SME303 Δ	LAVA GREY MATT								
4			SME304 Δ	BLACK MATT								
5			SME305 Δ	LIGHT GREY CHICAGO CONCRETE MATT	-	-	\$ 268	-	\$ 512	-	-	-
6			SME306 Δ	LIGHT CONCRETE MATT								
7			SME307 Δ	SILVER GREY METAL SLATE MATT								
8			SME308 Δ	BLACK GOLD METAL SLATE MATT								
9	SE		SE501	PREMIUM WHITE	\$ 75	-	\$ 116	\$ 136	\$ 209	100 46	0.5 1.0	\$ 2.70 \$ 2.30
10			SE504	CASHMERE GREY								
11			SE506	TRUFFLE BROWN								
12			SE507	LAVA GREY								
13			SE509	SOFT BLACK								
14			SE510	PEARL GREY	-	-	\$ 116	-	\$ 209	46	1.0	\$ 2.30
15			SE511	DIAMOND GREY								
16			SE512	APRICOT NUDE								
17			SE513	CARAMEL NUDE								
18			SE514	GARNET RED								
19			SE515	DENIM BLUE								
20			SE516	TYROLEAN BLUE								
21			SE517	INDIGO BLUE								
22			SE518	FJORD GREEN								
23			SE519	AMAZON GREEN								
24	ME		ME201	BRUSHED BRASS METALLIC	-	-	\$ 131	-	\$ 238	46	1.0	\$ 2.30
25			ME202	PLATINUM GREY METALLIC								
26			ME203	INDIGO BLUE METALLIC								
27	WE		WE704	DARK BROWN CHARLESTON OAK	\$ 85		\$ 132	-	\$ 240	100 46	0.5 1.0	\$ 2.70 \$ 2.30

Min. order area 0.1 m² for thickness 8, 16, 18, 25mm  
Min. order area 0.3 m² for thickness 36mm  
Δ PERFECT MATT SERIES

























\* Edgebanding hot melt adhesives (EVA)



BOARD SPECIFICATION

THICKNESS/mm $\frac{+}{-}$		8 [±0.3]	18 [±0.6]	25 [±0.6]	36 [±1]
BOARD SIZE L x W [mm]		L2800 x W2070			L2440 W1220
LENGTH x WIDTH [mm] [MAX ATTAINABLE SIZE]		L2770 x W2040			
SPECIFICATION	WSE & NWE [EGGER MFC]	[F****]/MR	[F****]/MR	[F****]/MR	[F****]/MR

PRICELIST {SGD}

S/N	TYPE	COLOUR	CODE	DECOR NAME	PRICE/M²				EDGEBAND		
					8	18	25	36	W [mm]	T [mm]	PRICE/M
				SIZE / THICKNESS [mm] $\frac{+}{-}$							
1	WSE		WSE910	NATURAL PACIFIC WALNUT	\$ 76	\$ 122	\$ 143	\$ 220	100 46	0.5 1.0	\$ 3.20 \$ 2.70
2			WSE911	NATURAL HICKORY							
3			WSE912	BROWN KANSAS OAK	\$ 76	\$ 122	\$ 143	\$ 220	46	1.0	\$ 2.70
4			WSE913	NATURAL DIJON WALNUT	\$ 76	\$ 122	\$ 143	\$ 220	100 46	0.5 1.0	\$ 3.20 \$ 2.70
5			WSE915	BLACK BROWN SORANO OAK							
6			WSE916	NATURAL BROWN BRANSON ROBINIA	-	\$ 122	-	\$ 220	46	1.0	\$ 2.70
7			WSE917	TRUFFLE BROWN BRANSON ROBINIA							
8			WSE918	LINCOLN WALNUT	\$ 76	\$ 122	\$ 143	\$ 220	100 46	0.5 1.0	\$ 3.20 \$ 2.70
9			WSE919	TRUFFLE BROWN DAVOS OAK	-	\$ 122	-	\$ 220	46	1.0	\$ 2.70
10			WSE920	BEIGE GREY LORENZO OAK	\$ 76	\$ 122	\$ 143	\$ 220	100 46	0.5 1.0	\$ 3.20 \$ 2.70
11			WSE921	NATURAL KENDAL OAK	-	\$ 122	-	\$ 220	46	1.0	\$ 2.70
12			WSE922	NATURAL NEBRASKA OAK							
13			WSE923	NATURAL LANCASTER OAK							
14			WSE924	NATURAL CORBRIDGE OAK							
15			WSE925	NATURAL CARINI WALNUT							
16	NWE		NWE601 ∞	SAND GLADSTONE OAK	\$ 93	\$ 152	\$ 146	\$ 281	100 46	0.5 1.0	\$ 3.20 \$ 2.70
17			NWE606 ∞	TOBACCO GLADSTONE OAK					43	0.8	\$ 10.80
									18 25	0.8	\$ 13.00
18			NWE608 ∞	WHITE GLADSTONE OAK	\$ 93	\$ 152	\$ 146	\$ 281	46	1.0	\$ 2.70
									43	0.8	\$ 10.80
									18 25	0.8	\$ 13.00
19			NWE611 ∞	WHITE HALIFAX OAK	\$ 93	\$ 152	\$ 146	\$ 281	100 46	0.5 1.0	\$ 3.20 \$ 2.70
20			NWE612 ∞	NATURAL HALIFAX OAK					43	0.8	\$ 10.80
21			NWE613 ∞	TOBACCO HALIFAX OAK					18 25	0.8	\$ 13.00
22			NWE615 ∞	BROWN TOSSINI ELM	\$ 93	\$ 152	\$ 146	\$ 281	46	1.0	\$ 2.70
23			NWE616 ∞	GREY BEIGE TOSSINI ELM							
24			NWE617 ∞	ANTHRACITE SHERMAN OAK	-	\$ 152	-	\$ 281	46	1.0	\$ 2.70

Min. order area 0.1 m² for thickness 8, 16, 18, 25mm  
Min. order area 0.3 m² for thickness 36mm  
∞ SYNCHRONISED WOODGRAIN TEXTURE

\* Edgebanding hot melt adhesives (EVA)










VIVID HIGH GLOSS ACRYLIC PANEL  
{ACRYLIC SHEET/PRESSED PANEL/DOOR PANEL}

BOARD SPECIFICATION

THICKNESS/mm $\frac{\downarrow}{\uparrow}$		0.8 [±0.1]	4 [±0.2]	19 [±0.5]	25 [±1]	36 [±1]
LENGTH x WIDTH [mm]		L2440 x W1220		L2420 x W1200 (MAX ATTAINABLE SIZE)		
SUBSTRATE [18mm THICKNESS]		MDF				
SUBSTRATE [25mm/38mm THICKNESS]		HYBRID CORE (MDF/BLOCKBOARD/MDF)				
TECHNICAL SPECIFICATION	LIGHT RESISTANCE	EN ISO 4832-2+A1				
	SURFACE GLOSS	ASTM D-523 [60°] Gloss Meter				
	SCRATCH GLOSS	UNI 9428				
	DENSITY	ISO 1183				
	DRY HEAT RESISTANCE	EN 12722				
	RESISTANCE TO COLD LIQUIDS	EN 12720				
VIVID [P] PREMIUM		SURFACE & BACKER ACRYLIC FINISHES				
SPECIFICATION	ES - SOLID INGENUOUS	-	E2	CARB[P2]	-	-
	EM - METALLIC CORDON BLEU	-	E2	CARB[P2]	-	-

PRICELIST {SGD}

\* For thickness: 4, 25, 36mm, please call our sales representative for availability.

S/N	TYPE	COLOUR	DECOR	DECOR NAME	PRICE/PC		PRICE/M²		
	THICKNESS/mm ±				0.8	4	19	25	36
1	ES		ES231	NATTY	\$ 196	\$ 340	\$ 325	\$ 467	\$ 596
2			ES232	SPLENDID					
3			ES234	COUPLING	\$ 196	\$ 340	\$ 348	\$ 496	\$ 625
4			ES237	SPRUCE	\$ 196	\$ 340	\$ 333	\$ 477	\$ 606
5			ES238	OLIVE	\$ 196	\$ 340	\$ 348	\$ 496	\$ 625
6	EM		EM261	CHALICE	\$ 221	\$ 404	\$ 402	\$ 568	\$ 740
7			EM262	METIER					
8			EM263	MAVEN					
9			EM264	AURUM					

Min. order area 0.1 m²



MELAME MFC/MFF DECOR PANEL  
(SHAKER DOOR)

SHAKER DOOR SPECIFICATION

65mm

65mm

FRAME TYPE

8mm  
CENTER

DOOR THICKNESS  
±18 - 24mm

5mm

FRAME TYPE  
WITH GLASS

5mm  
CENTER GLASS

Glass Colours

CLEAR

BLACK

GREY

TEA

6.5mm

6.5mm



DOOR TYPE	DOOR THICKNESS	UNIT OF MEASURE	PRICE PER M <sup>2</sup>	
			PERFECTMATT [SME]	UNI & WOODGRAIN [SE,NWE∞,WSE]
FRAME	± 18 - 24mm	M <sup>2</sup>	\$ 433	\$ 263
FRAME WITH GLASS			\$ 433	\$ 320

WIDTH (B)  
450mm

HEIGHT (A)  
900mm

DOOR TYPE

M<sup>2</sup>  
[ A\*B/1000000 ]

PRICE/M<sup>2</sup>

TOTAL AMOUNT

FRAME

0.405 M<sup>2</sup>  
[ 900\*450/1000000 ]

\$ 263

\$ 106.50

FRAME WITH GLASS

\$ 320

\$ 129.60

Min. door panel height/width 200mm  
∞ SYNCHRONISED WOODGRAIN TEXTURE  
△ PERFECT MATT SERIES

ALU FRAMED GLASS & DOOR PANEL  
(ALUGLASS/SLIDING DOOR)

ALUGLASS DOOR SPECIFICATION

220830-8

SLIM

CLASSIC

Alu. Colours

WHITE

BLACK

GREY

LAVA

Glass Colours

CLEAR

BLACK

GREY

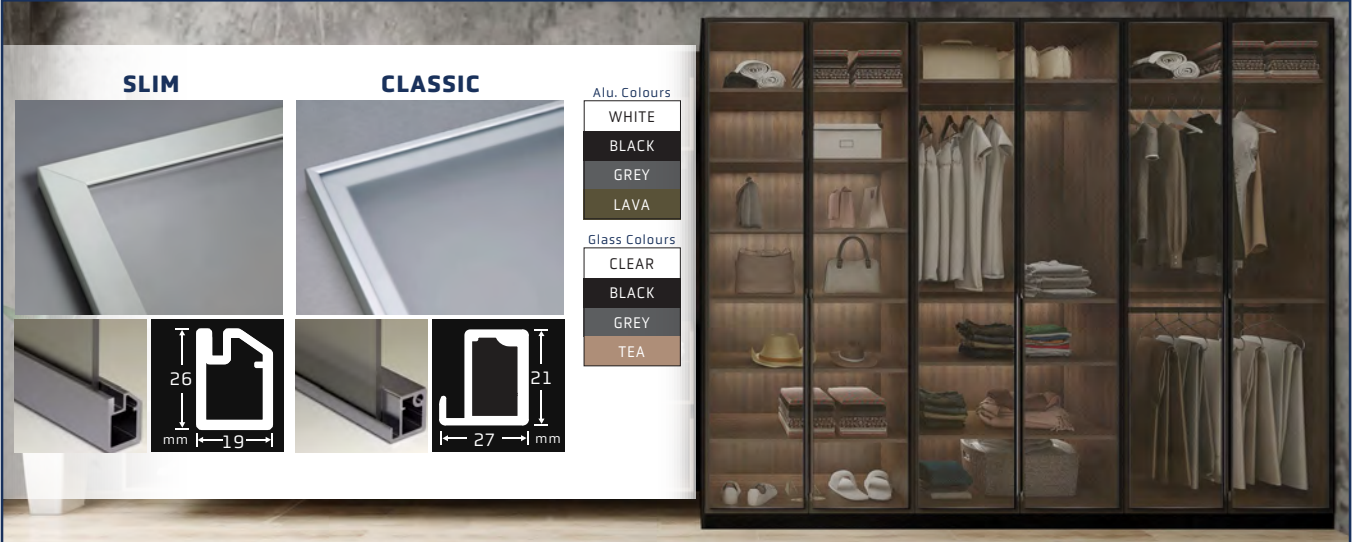
TEA

26mm

19mm

21mm

27mm



GLASS DOOR TYPE	ALUMINIUM THICKNESS	GLASS THICKNESS	UNIT OF MEASURE	PRICE PER METER
SLIM GLASS DOOR	±19mm	±5mm	METER	\$ 75
CLASSIC GLASS DOOR	±26mm			\$ 80

Min. Height 150mm and Width 400mm for aluminium frame.

i

Formula of calculation spreadsheet

(Door Width x 2) + (Door Height x 2)

1000

x

PRICE PER METER

=

TOTAL AMOUNT

EXAMPLE CALCULATION SPREADSHEET

<div><div>WIDTH (B) 450mm</div><div>HEIGHT (A) 900mm</div></div>	TYPE	PERIMETER	PRICE/M	TOTAL AMOUNT
	SLIM	<div><div>(A)</div><div>(B)</div><div><math>\frac{(900 \times 2) + (450 \times 2)}{1000} = 2.7</math></div></div>	\$ 75	\$ 202.50
	CLASSIC		\$ 80	\$ 216.00

NOTE : PRICE EXCLUDE FITTINGS.



